

The book cover features a large, glowing yellow full moon in the center, set against a dark blue night sky. The moon is framed by the silhouettes of evergreen trees. Below the moon, five wolf pups are depicted in various poses, some sitting and some standing, looking towards the moon. The overall scene is set in a dark forest.

FULL MOON pups

WRITTEN BY Liz Garton Scanlon • ILLUSTRATED BY Chuck Groenink

Educator's Guide for Full Moon Pups

About the Creators



Liz Garton Scanlon is the author of numerous beloved books for young people, including picture books [Kate, Who Tamed the Wind](#); [One Dark Bird](#); the Caldecott-honored [All the World](#), and many others, illustrated by some of the very best artists in the business. She's also co-authored several books with Audrey Vernick, including the hilarious [Bob, Not Bob](#), and [The World's Best Class Plant](#). Her middle grade novels are [The Great Good Summer](#) and [Lolo's Light](#), and her chapter book series [Bibsy Cross](#) debuts in 2024.

Liz has taught at Austin Community College, the Writing Barn, the Writers' League of Texas, and at countless schools and conferences. She serves on the faculty and of the Writing for Children and Young Adults program at the Vermont College of Fine Arts, but lives in Austin, Texas. Find more at www.LizGartonScanlon.com



Chuck Groenink is the illustrator of many picture books, including [William's Winter Nap / A Cozy Good Night](#) by Linda Ashman, [The Friend Ship](#) by Kat Yeh, and [Hank's Big Day: The Story of a Bug](#) by Evan Kuhlman. You can visit Chuck online at ChuckGroenink.com and follow him on Instagram [@c.groenink](https://www.instagram.com/c.groenink).

ABOUT THE BOOK

Deep in the forest, Mama Wolf gives birth to an adorable litter of pups under a sky full of moon. Over the next month, the pups will open their eyes, stretch out their tiny paws, and playfully explore the world around them—all under the watchful eyes of Mama Wolf and the rest of the pack. And before long, these pups will be big enough to yip at the full moon themselves! This lyrical, gorgeously illustrated picture book in verse follows a litter of baby wolf pups in the wild through their first full lunar cycle. Illustrated by Chuck Groenink, *Full Moon Pups* is published by Putnam/Penguin.



PRAISE FOR FULL MOON PUPS

"The lightly fictionalized narrative introduces children to the wolves and the phases of the moon, which goes through one complete cycle as the story progresses . . . The illustrations effectively showcase both the wolves and the moon, while the rhythmic, rhyming verses include just enough information about the pups to interest young children." —Booklist

"Irresistibly adorable." —Kirkus Reviews

"Scanlon shines new light on a keystone species' life cycle through the subtle framing of a lunar cycle. The text's tightly structured rhyming stanzas, softened by sweet alliteration and an earnest tone, lend well to a thoughtful, informational storytime itinerary . . . Groenink's use of soft textures, diffused light, and striking combinations of blues offset by warm hues, creates a sequence of breathtaking art."—The Bulletin of the Center for Children's Books



ABOUT THE GUIDE

This guide has activities for students in grades Preschool through Fourth Grade. Activities and questions can and should be modified by educators to best fit the needs of their students. Common Core Standard and NGSS connections are listed at the end of the section for reference and support. These are not the only standard connections, just a sampling so the breadth and depth of this book can be seen.

The guide was written and created by Kari Allen. Kari is an educator and author with over twenty years of classroom experience. Visit her website www.kariallenwrites.com for more information.



PUTNAM
— EST. 1939 —

DISCUSSION QUESTIONS

- Before reading, brainstorm what you know about wolves and what questions you might have about them.
- Before reading, discuss what you know about the moon.
- The endpapers are the first pages of the book, one side is glued down to the cover. Sometimes the story starts on the endpapers. What are the endpapers of Full Moon Pup showing? How does the story start on the endpapers? What can we tell about the setting of this book just from the endpapers? What mood or emotions are you getting from the endpapers?
- What do you notice about how the pups change from the beginning of the book to the end of the book? What do you notice about how the moon changes?
- Wolves live in packs. Who is a part of your pack?
- Have you ever been around a human baby? How are the wolf pups similar to human babies? How are they different?
- How did the mama wolf and the wolf pack protect the pups? How do people who care about you protect you?
- How does the author incorporate facts about the moon and wolves into the text?
- The back matter is found at the end of a book and provides extra information. Sometimes you might see an author's note or a glossary or a bibliography. How does the back matter in Full Moon pups inform the story?
- After finishing the story, check out the back endpapers. How are they different from the front ones? Why do you think the illustrator made different front and back endpapers?



READING AND WRITING ACTIVITIES

- This story is told in rhyme. What rhyme pattern do you see? Use the [Rhyme Printable](#) to think of other rhyming words that go with the ones from the text.
- Wolves live in packs. Write/draw about who is a part of your pack.
- Pretend you are a wolf pup leaving the den for the first time. Write about what you might see, hear, feel and smell. Write from the perspective of the young pup. ([See printable.](#))
- Write a piece from the moon's perspective. How does the Moon view of the Earth? ([See Moon Perspective Printable](#))
- In the back matter, the author talks about how quickly the wolf pups change in a month. How have you changed since the beginning of the school year?

VOCABULARY

- brambles
- whimper
- scootch
- swells
- waning
- glimmer
- tussle
- waxing



Vocabulary could be used for syllable work, etymology work, or spelling patterns. See the vocabulary printable to draw a picture to go with the words.

SAMPLING OF LITERACY (READING/WRITING/DISCUSSION)

COMMON CORE STANDARD CONNECTIONS:

- K.RL.1: With prompting and support, ask and answer questions about key details in a text.
- K.RL.4: Ask and answer questions about unknown words in a text.
- 1.RL.7 Use illustrations and details in a story to describe its characters, setting, or events.
- 1.W.3: Write narratives in which they recount two or more appropriately sequenced events, include some details regarding what happened, use temporal words to signal event order, and provide some sense of closure.
- 1.W.7 Participate in shared research and writing projects
- 1.SL.2: Ask and answer questions about key details in a text read aloud or information presented orally or through other media.
- 1.SL.5: Add drawings or other visual displays to descriptions when appropriate to clarify ideas, thoughts, and feelings.
- 2.RL.4: Describe how words and phrases (e.g., regular beats, alliteration, rhymes, repeated lines) supply rhythm and meaning in a story, poem, or song.
- 2.W.8: Recall information from experiences or gather information from provided sources to answer a question.

CRAFT MOVES

- Where does the author invoke your senses? How does she do this?
- How does the author create a mood for the story? Where do you see her doing this? How is she successful in making you feel things? Look at the page spreads where the moon is new and the sky is dark. See the text below from those pages. How do you feel? Just by looking at the words, what images do you see in your brain?

And then it's gone completely.
The sky's a heavy black.
not a sparkle o a glimmer--
hackles rise upon arched backs.

Noises come from everywhere
Who's hiding in the dark?
A snap of branches, flash of wings;
the wolf pack bays and barks.



OTHER ACTIVITIES

- Reread the book. This time try acting out the wolf pups' activities.

Extension: Make and design wolf pup ears using pipe cleaners.

- Did you know that full moons are named by many different cultures? Research and learn about these names, in particular the connection to different Indigenous tribes. What name would you give a full moon? Did you know that if there are two full moons in the same month, the second one is called the blue moon? Have you ever heard of the expression "once in a blue moon?"
- Get and examine a moon calendar. What do you notice? What patterns do you see? The Old Farmer's Almanac can be a good place to look!
- Design and build a wolf den. What do you think would make the ultimate wolf den? (This can be done with recycled or other building materials)

MATH

- Let's do some wolf pup Math. (See [Wolf Pup Math Printable](#).) There are five pups in this litter.
How many tails?
How many eyes?
How many ears?
How many legs?
- Make your own wolf pup Math problems.

COMMON CORE MATH STANDARD CONNECTIONS:

- K.OA.1: Represent addition and subtraction with objects, fingers, mental images, drawings (drawings need not show details, but should show the mathematics in the problem), sounds (e.g., claps), acting out situations, verbal explanations, expressions, or equations.
- 1.OA.1: Use addition and subtraction within 20 to solve word problems involving situations of adding to, taking from, putting together, taking apart, and comparing, with unknowns in all positions, e.g., by using objects, drawings, and equations with a symbol for the unknown number to represent the problem.

SCIENCE ACTIVITIES

- The story moves through the phases of the moon. Look at the back matter where these are discussed. Make a visual representation of the phases of the moon. Ideas: make a collage, use found or recycled materials to make a representation; build the phases out of clay or sculpt-able material.
- Use the [Moon Match](#) printable to match the phase of the moon vocabulary with the picture.
- Make and play Moon Phase Memory. (See [Moon Phase Memory Printable](#)) Extension: Make Baby/Adult Animal Memory. Either make matching pairs with baby and adult animal pictures or label with animal pairs. (See list of baby/adult animal names.)
- Moon Observation: Can you do an observation of the moon? What do you notice? What do you wonder? Sometimes you can even see the moon during the day!
- Baby wolves are called pups. What are other baby animals called? Brainstorm a list of baby animal names. Then pick one pair. Draw a grown version of your animal and a baby version on the [Baby Animal printable](#). Add labels!
- Research how other animals care for their young. Write an information piece about what you learned.



NGSS SCIENCE CONNECTIONS:

- 1-LS1-2 From Molecules to Organisms: Structures and Processes

Read texts and use media to determine patterns in behavior of parents and offspring that help offspring survive.

- 1-LS3-1 Heredity: Inheritance and Variation of Traits

Make observations to construct an evidence-based account that young plants and animals are like, but not . exactly like, their parents.

- 2-LS4-1 Biological Evolution: Unity and Diversity

Make observations of plants and animals to compare the diversity of life in different habitats.

- 1-ESS1-1 Earth's Place in the Universe

Use observations of the sun, moon, and stars to describe patterns that can be predicted.

- MS-ESS1-1 Earth's Place in the Universe

Develop and use a model of the Earth-sun-moon system to describe the cyclic patterns of lunar phases, eclipses of the sun and moon, and seasons.

TEXT SET OF BOOKS TO PAIR WITH FULL MOON PUPS

- Big Mooncake for Little Star written and illustrated by Grace Lin (an inventive way to talk about the moon cycle)
- Wolf in the Snow written and illustrated by Mathew Cordell
- Kitten's First Full Moon written and illustrated by Kevin Henkes

FURTHER EXPLORATION:

<https://www.nps.gov/yell/learn/nature/wolves.htm>



Name:

Date:

Write or draw other rhymes to match the rhymes found in
the text of Full Moon Pups

moon/soon

howl/owl

den/again

cry/sky

Name:

Date:

Write or draw other rhymes that match the rhymes found in
the text of Full Moon Pups

grey/away


eyes/high

dark/lark

hide/wide

Wolf Pup Math

Draw a picture of 5 wolf pups



How many eyes does the litter have? _____

How many legs does the litter have? _____

How many tails does the litter have? _____

How many ears does the litter have? _____

Wolf Pup Math

If there were 3 wolves in a pack, how many eyes would there be?

If there were 4 wolves in a pack, how many paws would there be?




Wolf Pup Math

If there were 4 wolves in a pack, how many noses would there be ?

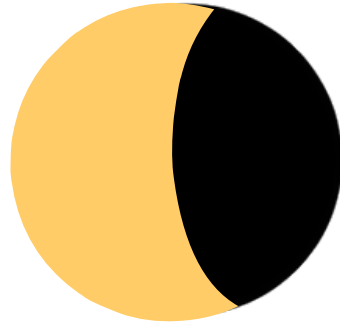
If there were 2 wolves in a pack, how many ears would there be?




Draw a line matching the picture with the correct moon phase.



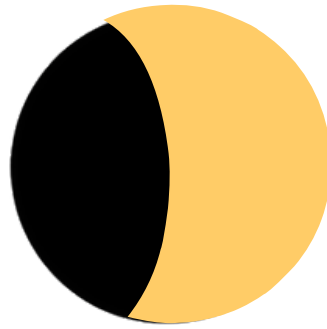
full moon




new moon




waxing gibbous



first quarter

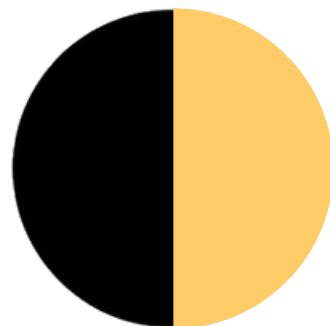


waning gibbous

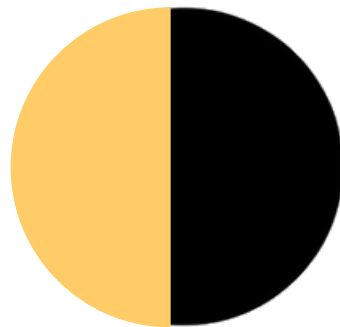


last quarter

waning crescent



waxing crescent



INSTRUCTIONS FOR MAKING MOON MEMORY

- DRAW THE PHASES OF THE MOON ONTO THE CARDS, THEN WRITE THE NAMES OF THE PHASES OF THE MOON ON THE SECOND SHEET OF CARDS. (USE THE BACK MATTER IN FULL MOON PUPS TO HELP YOU.)
- CUT THEM OUT, FLIP THEM OVER AND ARRANGE IN A GRID.
- THEN TAKE TURNS FLIPPING OVER CARDS AND FINDING MATCHES.
- MOON PHASE VOCABULARY:
 - NEW MOON
 - WAXING CRESCENT
 - FIRST QUARTER
 - WAXING GIBBOUS
 - FULL MOON
 - WANING GIBBOUS
 - LAST QUARTER
 - WANING CRESCENT



new moon



waxing crescent



first quarter



waxing gibbous



full moon















waning gibbous















last (third) quarter




waning crescent






Baby vs. Adult Animal



This is a _____.

It is called a _____ when it is a baby.



This is an adult _____.

Baby Animal List

ADULT

fox
platypus
bear
frog
cat
dog
swan
camel
deer
eagle
goat
kangaroo
owl
penguin

BABY

kit
puggle
cub
tadpole/polliwog/froglet
kitten
puppy
cygnet
calf
fawn
eaglet
kid
joey
owlet
chick

What ones can you add?